

Selmar Holdings Pty Ltd (121531)

2024 RTO Performance Summary Report

This report details the **2024** results of the *Student Satisfaction Survey* and from the *Employer Satisfaction Survey*, as well as results from previous years of the surveys (where available). The below overview presents the key Performance Measures across **Student experience**, **Student outcomes**, and **Employer feedback**.

Student Satisfaction Survey

- In 2024, 67,500 Victorian students across 264 Registered Training Organisations (RTOs) participated in the survey. The state-level response rate for Victoria was 43.8%.
- In 2024, around 39,000 respondents had completed their training (completers) and around 28,500 left training without completing (early leavers).
- A total of 554 students from Selmar Holdings Pty Ltd (121531) participated in the 2024 Student Satisfaction Survey. This is a response rate of 43.5%.
- In 2024, 302 respondents were completers and 252 were early leavers.

Employer Satisfaction Survey

- In 2024, almost 10,100 employers of apprentice(s) and trainee(s), took part in the survey. The state-level response rate for Victoria was 41.2%.
- A total of 36 employers of apprentice(s) and/or trainee(s) who either completed their training or were still in training at Selmar Holdings Pty Ltd (121531) participated in the 2024 Employer Satisfaction Survey. This is a response rate of 30.0%.

Performance measures

This table provides an overview of the 11 performance measures and is followed by a detailed analysis of these results.

	Selmar Holdings Pty Ltd			2024 average
	2024	2023	Trend	Victoria
Student experience				
Proportion of VET students who were satisfied with training	74.1% ▼	82.7%		79.4%
Proportion of VET students who reported a positive perception of teaching	72.7% ▼	75.4%		75.2%
Proportion of VET students who reported a positive perception of the assessment process	80.4%	%		82.6%
Proportion of VET students who were satisfied with generic skills and learning experiences	57.7% ▼	60.0%		54.0%
Student outcomes				
Proportion of VET students who achieved their main reason for training	75.5% ▼	82.9%		76.7%
Proportion of VET students with an improved employment status after training	63.8% ▼	68.7%		56.6%
Proportion of VET students who went on to further study at a higher level than their completed training	19.7% ▲	14.1%		14.8%
Proportion of VET students who would recommend Selmar Holdings Pty Ltd	75.8% ▼	80.0%		78.6%
Employer feedback				
Proportion of employers who were satisfied with training provided by Selmar Holdings Pty Ltd	75.8% ▼	77.6%		76.1%
Proportion of employers who would recommend Selmar Holdings Pty Ltd	75.8% ▲	74.1%		71.9%
Proportion of employers who reported improvement in the technical/job specific skills of their apprentices and trainees	75.0% ▼	81.0%		76.4%

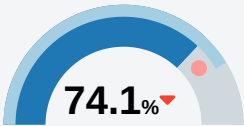
▲ Higher than previous year ▼ Lower than previous year

Student experience summary

Legend

Selmar Holdings Pty Ltd 2024 2023 2024 Victorian average Higher than previous year Lower than previous year

Proportion of VET students who were **satisfied with training** provided by Selmar Holdings Pty Ltd

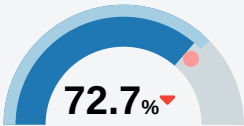


2024 n = 528

This measure is based on the proportion of students who reported that they were "Very satisfied" or "Satisfied" with training provided by the RTO, exclusive of missing items and 'not applicable' responses.

	2022	2023	2024
Overall, how satisfied were you with your training at your training organisation?	79.0	82.7 ▲	74.1 ▼

Proportion of VET students who reported a **positive perception of teaching**

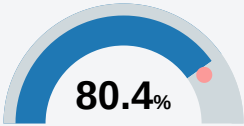


2024 n = 462

This measure is based on the proportion of students who reported that they were "Very satisfied" or "Satisfied" with **all** three components of the question, exclusive of missing items and "Not applicable" responses.

	2022	2023	2024
Clearly taught the subject	79.5	80.1 ▲	76.9 ▼
Had current industry experience	86.5	86.0 ▼	83.1 ▼
Understood your learning needs	82.0	82.1 ▲	77.6 ▼

Proportion of VET students who reported a **positive perception of the assessment process**



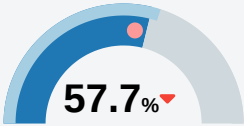
2024 n = 444

This measure is based on the proportion of students who reported they are "Very satisfied" or "Satisfied" that their assessment was a fair test of their skills and knowledge.

The methodology used to construct this measure was changed in 2024. Consequently, results for prior years are not comparable and have not been included in the 2024 release of VETStat.

	2022	2023	2024
How satisfied are you that your assessment was a fair test of your skills and knowledge?	-	-	80.4

Proportion of VET students who were satisfied with **generic skills and learning experiences** in 2024



2024 n = 447

This measure is based on the proportion of students who reported that they were "Very satisfied" or "Satisfied" with **all** five components of the question, exclusive of missing items and "Not applicable" responses.

The methodology used to construct this measure was changed in 2023. Consequently, results for prior years are not comparable and have not been included in the 2024 release of VETStat.

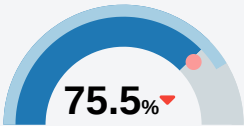
	2022	2023	2024
Problem solving skills	79.5	76.6 ▼	74.0 ▼
Team working skills	77.3	74.9 ▼	71.2 ▼
Communication skills	-	77.8	77.9 ▲
Planning and organisation skills	-	80.2	74.9 ▼
Digital skills (e.g. using information from computers and digital devices)	-	72.5	69.8 ▼

Student outcomes summary

Legend

Selmar Holdings Pty Ltd 2024 2023 2024 Victorian average Higher than previous year Lower than previous year

Proportion of VET students who **achieved their main reason for training**

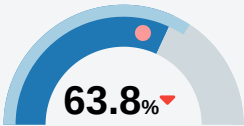


2024 n = 552

This measure is based on the proportion of students who reported they “Strongly Agree” or “Agree” that they achieved their main reason for undertaking training.

	2022	2023	2024
You achieved your main reason for doing the course	80.2	82.9	75.5

Proportion of VET students with an **improved employment status after training**

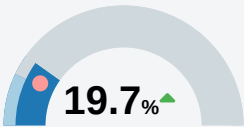


2024 n = 409

This measure is based on student responses to several questions. Students had an “improved employment status after training” if they were employed before training and afterwards had greater responsibility, a promotion, started a new role, earned more, worked more hours, gained extra skills, completed an apprenticeship/traineeship or set up a business. For those who were unemployed, they had “improved employment status” if they got a job or set up a business.

	2022	2023	2024
Proportion of VET students with an improved employment status after training	67.7	68.7	63.8

Proportion of VET students who went on to **further study at a higher level** than their completed training



2024 n = 431

Students who commenced another course or further study were asked about the level of the new course. This measure is based on the proportion of students who reported that they were going onto further study at a higher level than the course recorded in their administrative data.

	2022	2023	2024
Proportion of VET students who went on to further study at a higher level than their completed training	15.4	14.1	19.7

Proportion of VET students who would **recommend Selmar Holdings Pty Ltd**



2024 n = 446

This measure is based on the proportion of students who reported that they were “Very likely” or “Likely” to recommend the RTO to other students.

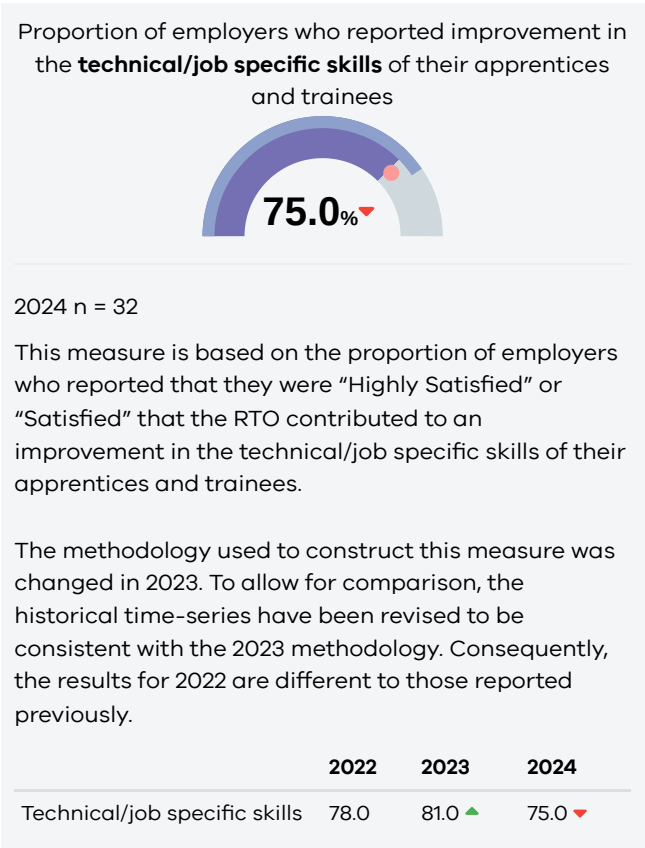
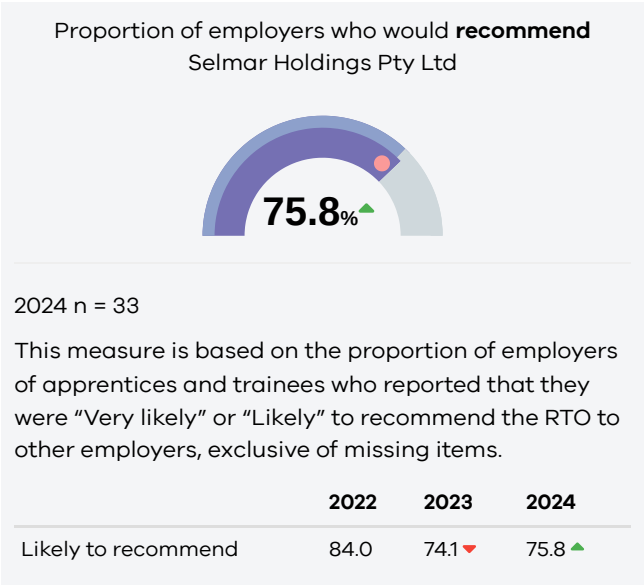
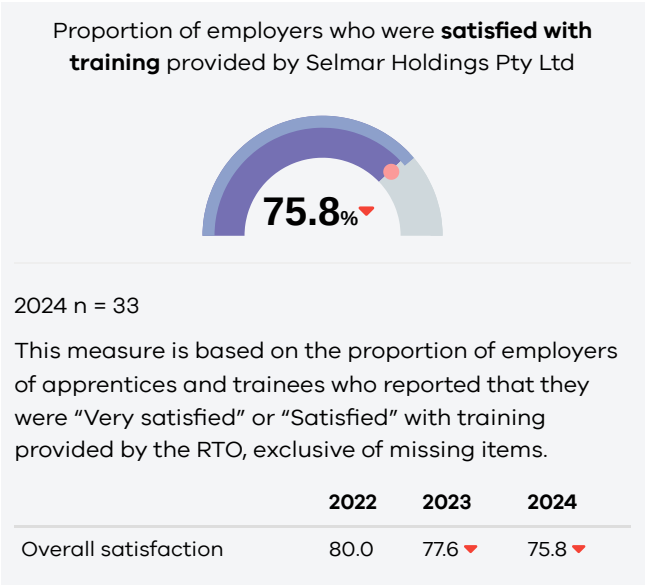
	2022	2023	2024
How likely would you be to recommend the training organisation to other students?	79.9	80.0	75.8

Employer feedback summary

Results from the *Employer Satisfaction Survey* will only be shown where there are five or more employers of apprentices or trainees who responded to the survey.

Legend

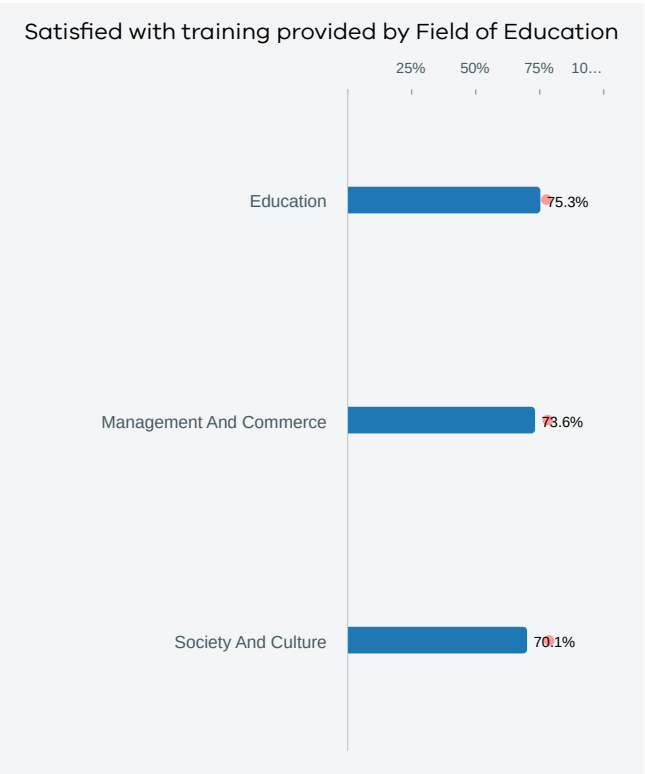
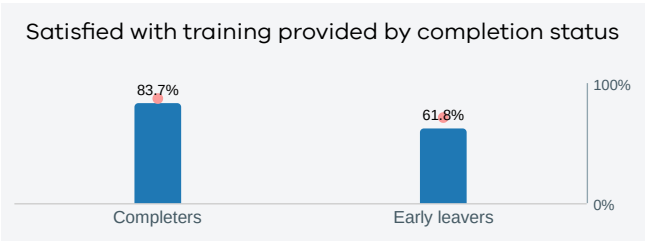
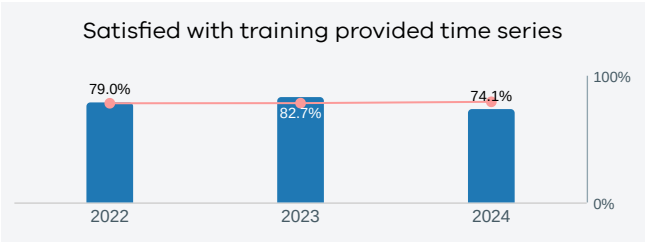
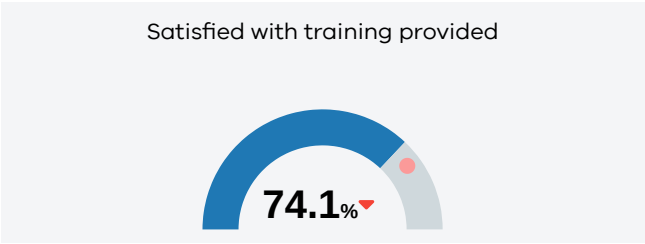
Selmar Holdings Pty Ltd 2024 2023 2024 Victorian average Higher than previous year Lower than previous year



Student experience

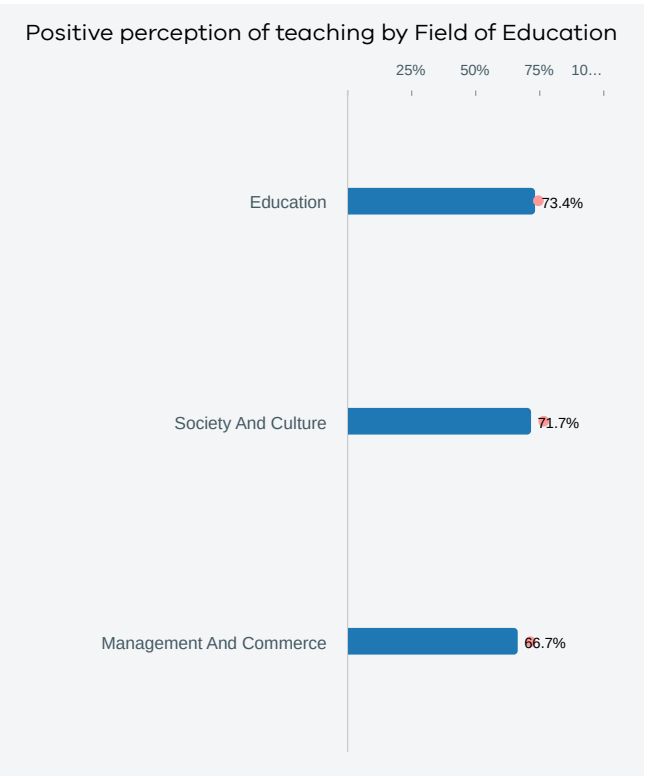
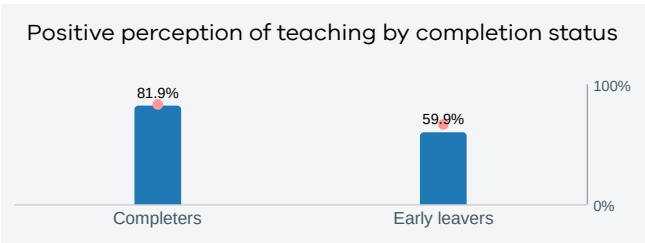
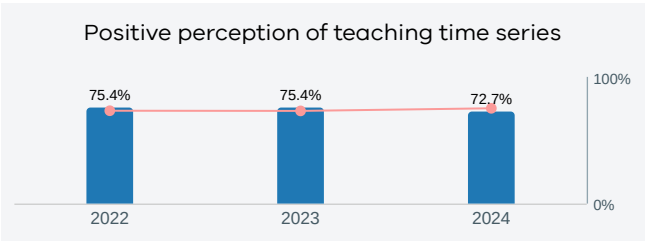
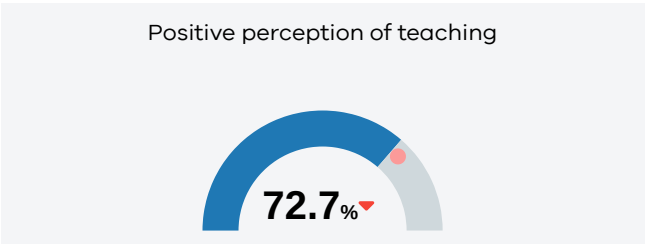
Proportion of VET students who were satisfied with training

Selmar Holdings Pty Ltd ■ 2024 ● 2024 Victorian average ▲ Higher than previous year ▼ Lower than previous year



Proportion of VET students who reported a positive perception of teaching

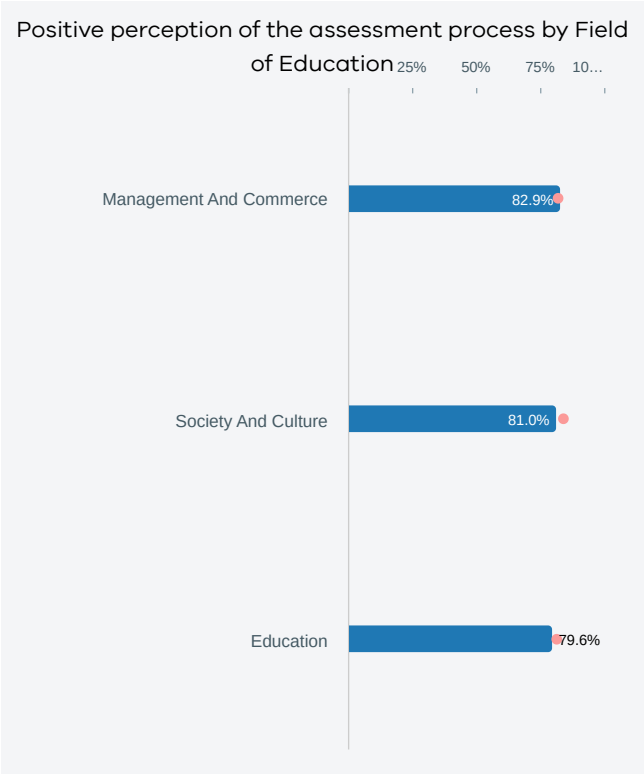
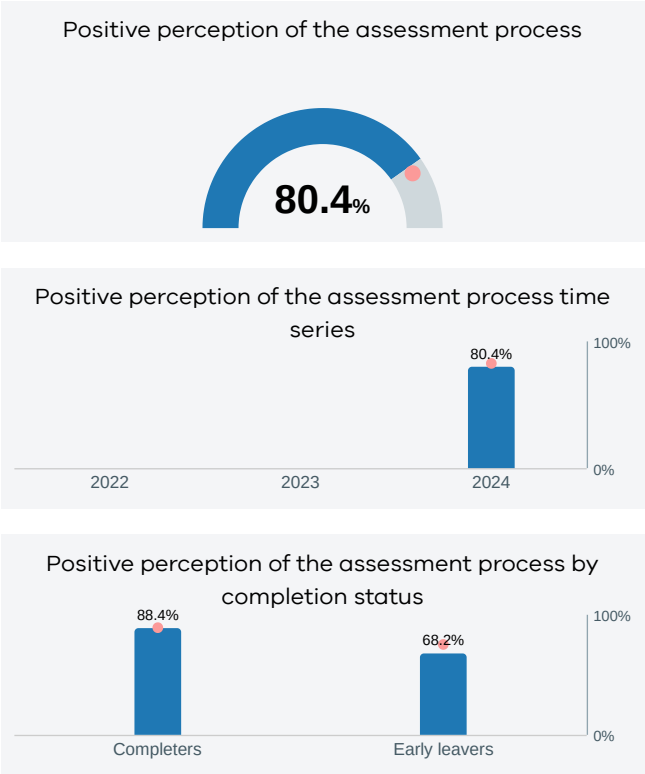
Selmar Holdings Pty Ltd ■ 2024 ● 2024 Victorian average ▲ Higher than previous year ▼ Lower than previous year



Proportion of VET students who reported a positive perception of the assessment process

The methodology used to construct this measure was changed in 2024. Consequently, results for prior years are not comparable and have not been included in the 2024 release of VETStat.

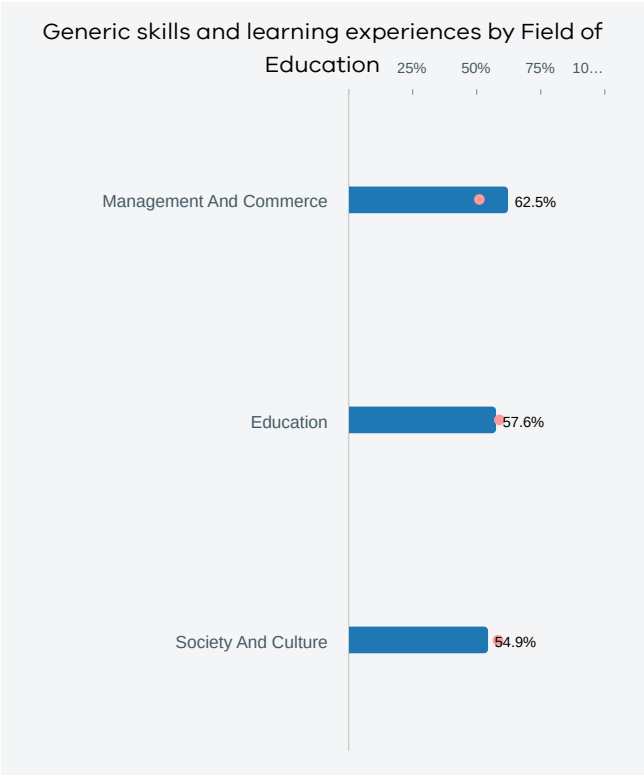
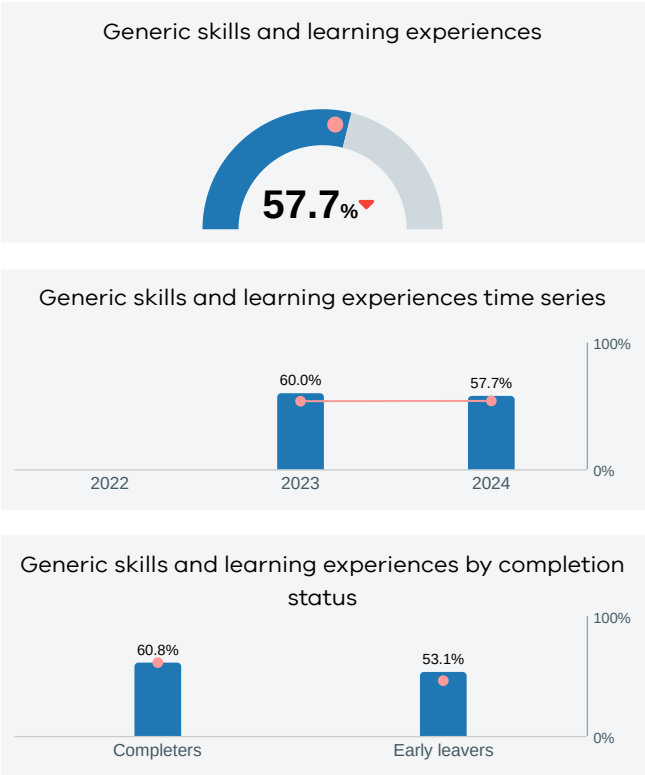
Selmar Holdings Pty Ltd 2024 2024 Victorian average Higher than previous year Lower than previous year



Proportion of VET students who were satisfied with generic skills and learning experiences

The methodology used to construct this measure was changed in 2023. Consequently, results for prior years are not comparable and have not been included in the 2024 release of VETStat.

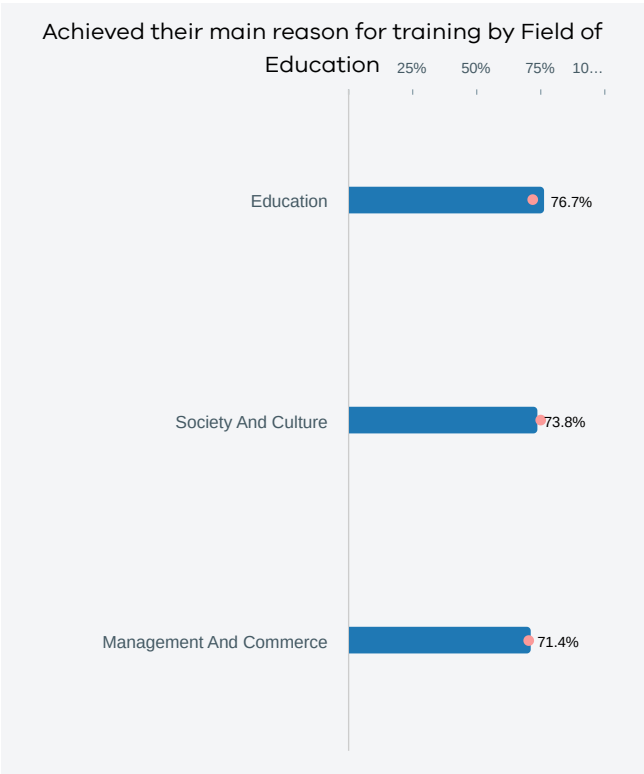
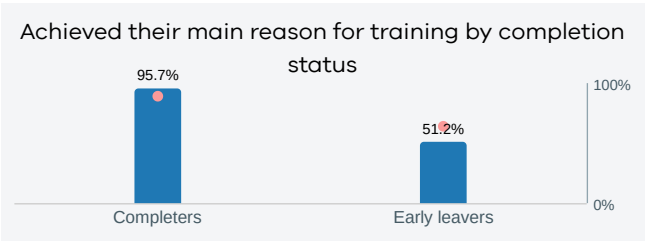
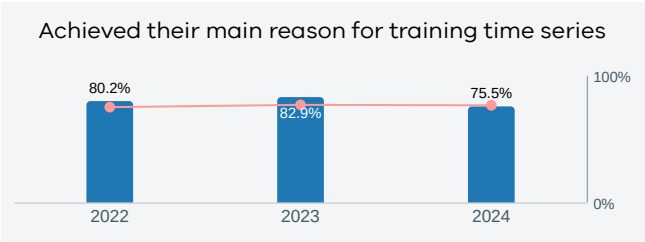
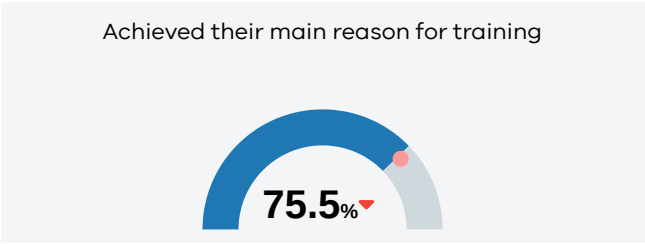
Selmar Holdings Pty Ltd 2024 2024 Victorian average Higher than previous year Lower than previous year



Student outcomes

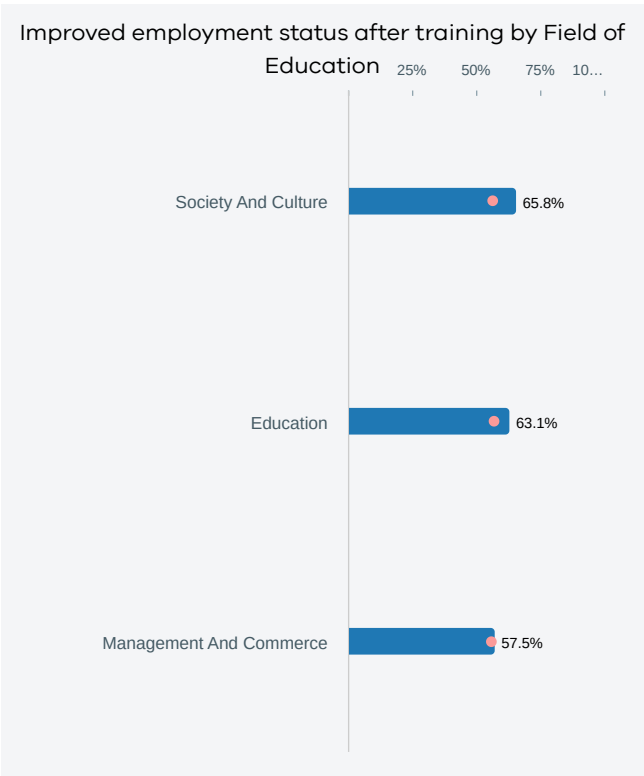
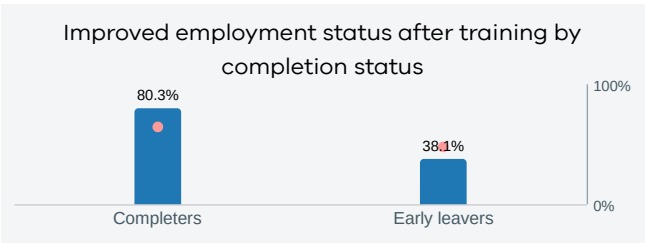
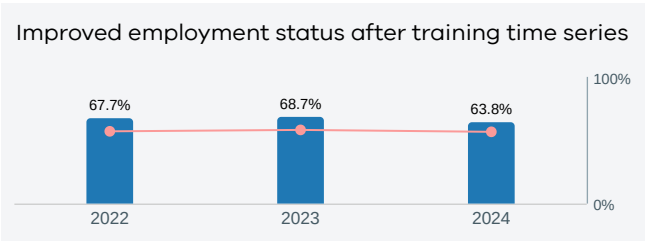
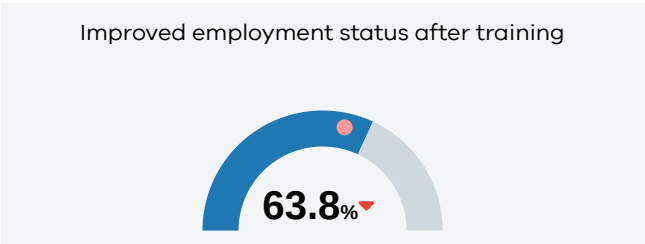
Proportion of VET students who achieved their main reason for training

Selmar Holdings Pty Ltd 2024 2024 Victorian average Higher than previous year Lower than previous year



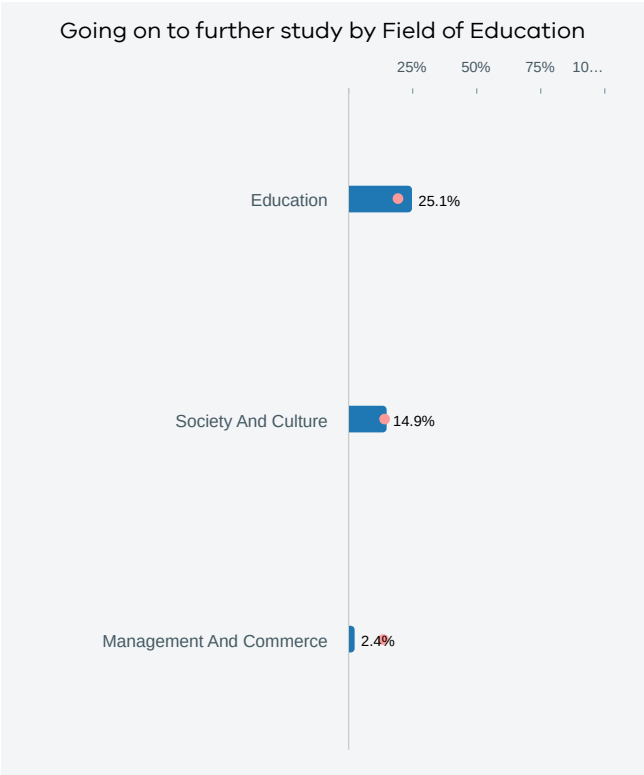
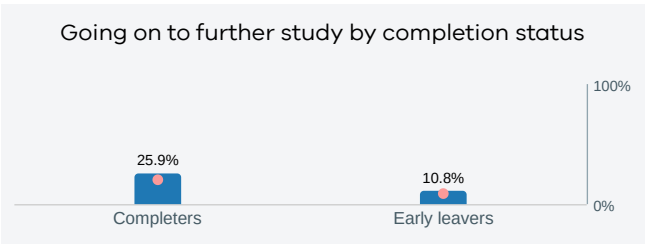
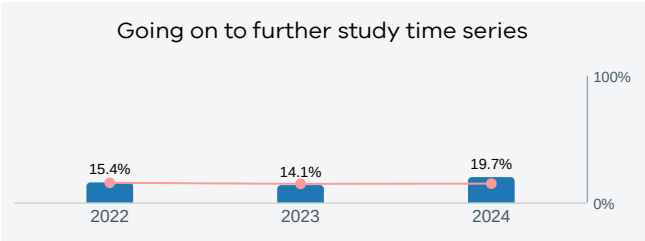
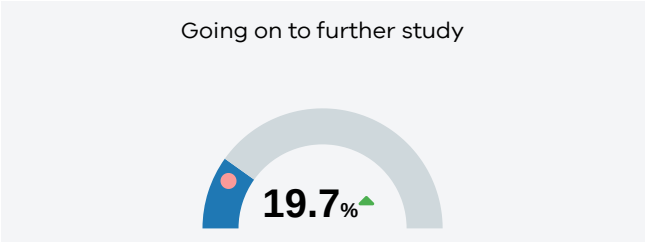
Proportion of VET students with an improved employment status after training

Selmar Holdings Pty Ltd 2024 2024 Victorian average Higher than previous year Lower than previous year



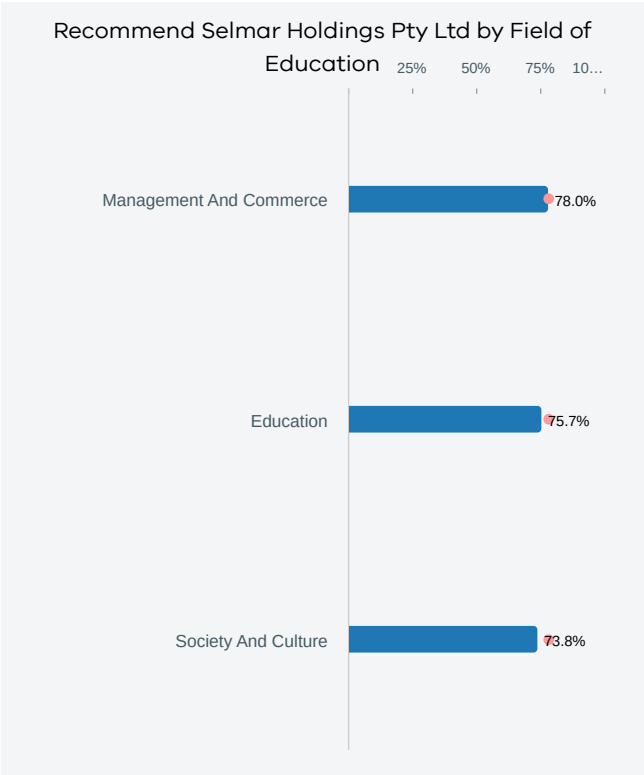
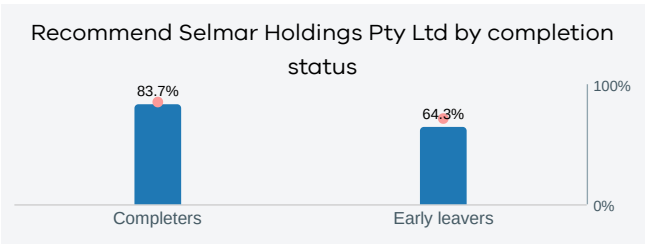
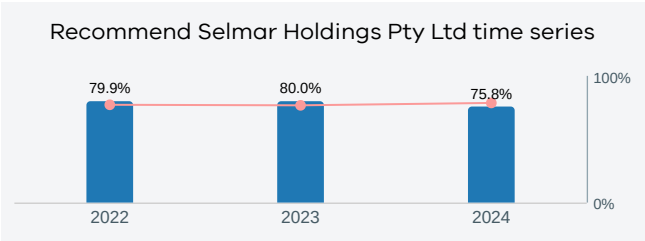
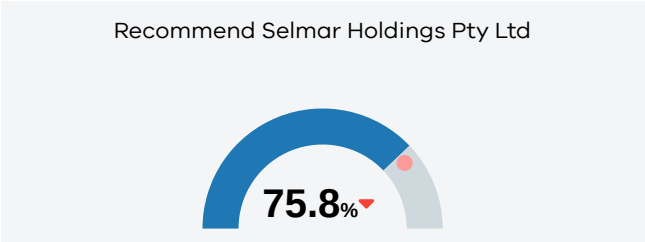
Proportion of VET students who went on to further study at a higher level than their completed training

Selmar Holdings Pty Ltd 2024 2024 Victorian average Higher than previous year Lower than previous year



Proportion of VET students who would recommend Selmar Holdings Pty Ltd

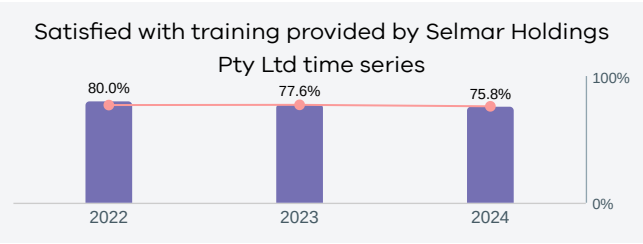
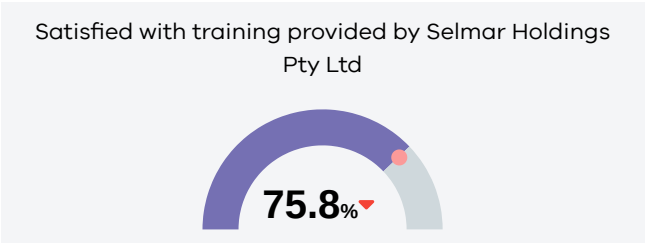
Selmar Holdings Pty Ltd 2024 2024 Victorian average Higher than previous year Lower than previous year



Employer feedback

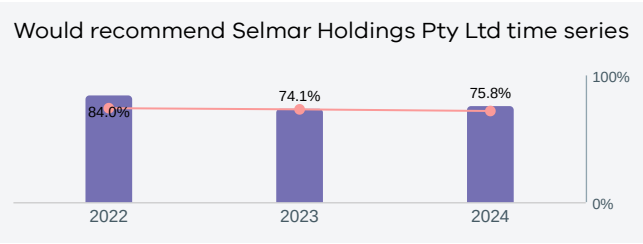
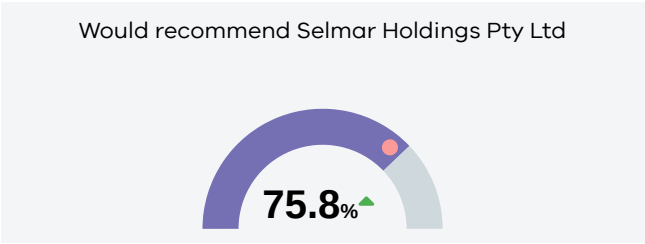
Proportion of employers who were satisfied with training provided by Selmar Holdings Pty Ltd

Selmar Holdings Pty Ltd 2024 2024 Victorian average Higher than previous year Lower than previous year



Proportion of employers who would recommend Selmar Holdings Pty Ltd

Selmar Holdings Pty Ltd 2024 2024 Victorian average Higher than previous year Lower than previous year



Proportion of employers who reported improvement in the technical/job specific skills of their apprentices and trainees

Selmar Holdings Pty Ltd 2024 2024 Victorian average Higher than previous year Lower than previous year

